



Endereço C:\ Ir

Tarefas do sistema

Tarefas de arquivo e pasta

Outros locais

- Meu computador
- Meus documentos
- Documentos compartilhados
- Meus locais de rede

Detalhes

WinCmapTools_v5.03_04-07-09
 Aplicativo
 Data de modificação: hoje, 8 de dezembro de 2009, 15:56
 Tamanho: 61,4 MB

Nesta demonstração, veremos os procedimentos para a instalação do software CmapTools.

KlikPlayPortugues

nvu-1.0-win32-installe...

PDOXUSR5.NET

RHDSetup

vdownloader_setup

wink20

winscp419setup

WS_FTP

ws_ftple

WinCmapTools_v5.03_04-07-09

MsgPlusLive-482

Depois de baixar o CmapTools, clique duplamente em seu ícone instalador.



Endereço C:\

Ir

Tarefas do sistema

Tarefas de arquivo e pasta

Outros locais

- Meu computador
- Meus documentos
- Documentos compartilhados
- Meus locais de rede

Detalhes

WinCmapTools_v5.03_04-07-0...

Aplicativo

Data de modificação: hoje, 8 de dez
de 2009, 15:56

Tamanho: 61,4 MB

Abrir arquivo - Aviso de Segurança

O editor não pôde ser verificado. Tem certeza de que deseja executar este software?



Nome: WinCmapTools_v5.03_04-07-09.exe

Editor: **Editor Desconhecido**

Tipo: Aplicativo

De: C:\

Executar

Cancelar

 Sempre perguntar antes de abrir este arquivo

O arquivo não contém uma assinatura de editor. Você só deve executar software de fontes confiáveis.

[Como saber se devo executar um software?](#)

Clique em "Executar", para que seja iniciado o processo de instalação do CmapTools em seu computador.

32
FTP

ws_ftple



WinCmapTools_v5.03...



vdownloader_setup



WS_FTP



Endereço C:\ Ir

Tarefas do sistema

Tarefas de arquivo e pasta

Outros locais

- Meu computador
- Meus documentos
- Documentos compartilhados
- Meus locais de rede

Detalhes

WinCmapTools_v5.03_04-0 (C) 2002-2006 Macrovision Europe Ltd. and/or Macrovision Corporation
 Aplicativo
 Data de modificação: hoje, 8 de dezembro de 2009, 15:56
 Tamanho: 61,4 MB

KlikPlayPortugues klmcodec500 MP3Rocket-Win MsgPlusLive-482

vdownloadier_setup

WS_FTP

wink20 winscp419setup wlsetup-web


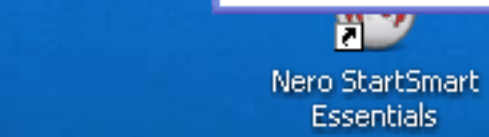
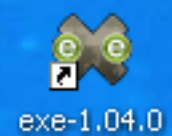
ws_ftple WinCmapTools_v5.03...

InstallAnywhere

InstallAnywhere está preparando a sua instalação

47%


Cancelar



IHMC CmapTools v5.03

Introduction

- Introduction
- License Agreement
- Installation Type
- Choose Install Folder
- Choose Shortcut Folder
- Configuration
- Pre-Installation Summary
- Installing...
- Install Complete



InstallAnywhere by Macrovision

Cancel Previous Next

The installer program will guide you through the installation of
IHMC CmapTools v5.03

It is strongly recommended that you quit all programs before continuing with this installation.

Click the 'Next' button to proceed to the next screen. If you want to change something on a previous screen, click the 'Previous' button.

You may cancel this installation at any time by clicking the 'Cancel' button.

Esta é a tela inicial do instalador do CmapTools. Clique em "Next" para prosseguir.

Google Chrome Norton Security Scan exe-1.04.0

Mozilla Firefox

Wink

K&P
Klik & Play

Meu computador

Macromedia Dreamweaver ...

Microsoft Word

Nero StartSmart Essentials

Lixeira

IHMC CmapTools v5.03

License Agreement

- Introduction
- License Agreement
- Installation Type
- Choose Install Folder
- Choose Shortcut Folder
- Configuration
- Pre-Installation Summary
- Installing...
- Install Complete



InstallAnywhere by Macrovision

Cancel

Previous

Next

Installation and Use of IHMC CmapTools v5.03 Requires Acceptance of the Following License Agreement:

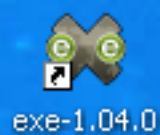
Copyright (c) 1998-2009 Institute for Human & Machine Cognition (IHMC)

License Agreement for Public CmapTools Client Software

NOTICE TO USER: PLEASE READ THIS CONTRACT CAREFULLY. BY USING ALL OR ANY PORTION OF THE SOFTWARE YOU ACCEPT ALL THE TERMS AND CONDITIONS OF THIS AGREEMENT, INCLUDING, IN PARTICULAR THE LIMITATIONS ON: USE CONTAINED IN SECTION 2; WARRANTY IN SECTION 4; LIABILITY IN SECTION 7. YOU AGREE THAT THIS AGREEMENT IS ENFORCEABLE AS AN

- I accept the terms of the License Agreement
- I do NOT accept the terms of the License Agreement

É exibida a licença do software que você deve ler e, se concordar com seus termos, clique em "Next" para avançar o processo de instalação.



Wink



Klik & Play



Meu computador



Macromedia Dreamweaver ...




Microsoft Word

IHMC CmapTools v5.03

Installation Type

- Introduction
- License Agreement
- Installation Type
- Choose Install Folder
- Choose Shortcut Folder
- Configuration
- Pre-Installation Summary
- Installing...
- Install Complete



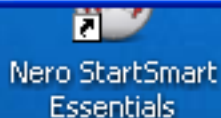
Typical Configuration
 Typical configuration includes default installation settings for CmapTools in stand-alone computers.
 This option is recommended for most users.

Advanced Configuration
 Advanced Configuration includes advanced installation settings for CmapTools in stand-alone computers or network workstations.
 This option is recommended for Advanced Users and System Administrators.

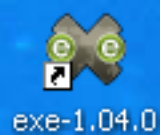
InstallAnywhere by Macrovision

Cancel Previous **Next**

Escolha o tipo de instalação e clique em "Next" para prosseguir.



Lixeira



Wink



Klik & Play



Meu computador



Macromedia Dreamweaver ...




Microsoft Word

IHMC CmapTools v5.03

Choose Install Folder

- Introduction
- License Agreement
- Installation Type
- Choose Install Folder
- Choose Shortcut Folder
- Configuration
- Pre-Installation Summary
- Installing...
- Install Complete



InstallAnywhere by Macrovision

Where Would You Like to Install?

C:\Arquivos de programas\IHMC CmapTools

Restore Default Folder Choose...


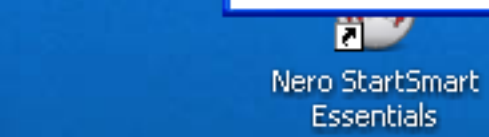
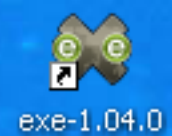
Cancel Previous Next

Decida o local onde será armazenada a pasta de arquivos do CmapTools e clique em "Next" para prosseguir.



Lixeira


Nero StartSmart Essentials



IHMC CmapTools v5.03

Choose Install Folder

- Introduction
- License Agreement
- Installation Type
- Choose Install Folder
- Choose Shortcut Folder
- Configuration
- Pre-Installation Summary
- Installing...
- Install Complete



InstallAnywhere by Macrovision

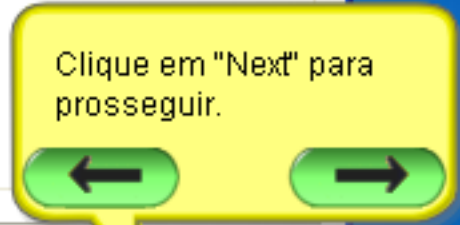
The installer has found a previous installation of CmapTools in the folder: C:\Arquivos de programas\IHMC CmapTools.

The Cmaps and resources (e.g. in "My Cmaps") you have created on this computer will not be modified or deleted by either of the following actions:

- * To replace the previous installation, click "Next". (Recommended).
- * To specify another location to install CmapTools and keep the previous one, click "Previous".

Buttons: Cancel, Previous, Next

Clique em "Next" para prosseguir.



Google Chrome

Norton Security Scan

exe-1.04.0

Mozilla Firefox

Wink

Klik & Play

Meu computador

Macromedia Dreamweaver ...

Microsoft Word


Nero StartSmart Essentials

Lixeira

IHMC CmapTools v5.03

Please Wait

- Introduction
- License Agreement
- Installation Type
- Choose Install Folder
- Choose Shortcut Folder
- Configuration
- Pre-Installation Summary
- Installing...
- Install Complete




InstallAnywhere by Macrovision


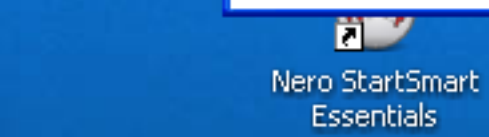

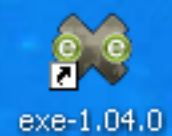
Cancel Previous Next

IHMC CmapTools v5.03

Uninstalling previous installation ...



being configured for your moment...



IHMC CmapTools v5.03

Choose Shortcut Folder

Where would you like to create product icons?

- In a new Program Group:
- In an existing Program Group:
- In the Start Menu
- On the Desktop
- In the Quick Launch Bar
- Other:
- Don't create icons

Create Icons for All Users

Introduction

License Agreement

Installation Type

Choose Install Folder

Choose Shortcut Folder

Configuration

Pre-Installation Summary

Installing...

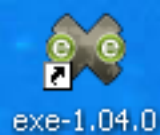
Install Complete

CmapTools
knowledge modeling kit

InstallAnywhere by Macrovision

Cancel Previous **Next**

Escolha o local onde o atalho para o programa CmapTools será instalado e clique em "Next" para prosseguir.



Wink



Klik & Play



Meu computador



Macromedia Dreamweaver ...




Microsoft Word

IHMC CmapTools v5.03

Pre-Installation Summary

- Introduction
- License Agreement
- Installation Type
- Choose Install Folder
- Choose Shortcut Folder
- Configuration
- Pre-Installation Summary
- Installing...
- Install Complete



InstallAnywhere by Macrovision

Please Review the Following Before Continuing:

Product Name:
IHMC CmapTools v5.03

Install Folder:
C:\Arquivos de programas\IHMC CmapTools

Shortcut Folder:
C:\Documents and Settings\Cristiane\Menu Iniciar\Programas\Acessórios

Disk Space Information (for Installation Target):
Required: 127.517.235 bytes
Available: 141.674.102.784 bytes

Cancel Previous **Install**

O processo de instalação está pronto para ser iniciado e clicando em "Install" ele começará.

Nero StartSmart Essentials



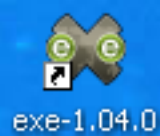
Lixeira



Google Chrome



Norton Security Scan



exe-1.04.0



Mozilla Firefox



Norton Security Scan



Headphones



Wink



Klik & Play



Meu computador



Macromedia Dreamweaver ...



Microsoft Word




Nero StartSmart Essentials

IHMC CmapTools v5.03

Installing IHMC CmapTools v5.03

- Introduction
- License Agreement
- Installation Type
- Choose Install Folder
- Choose Shortcut Folder
- Configuration
- Pre-Installation Summary
- Installing...
- Install Complete



Installing... CmapLau

O progresso do processo de instalação pode ser acompanhado. Aguarde sua conclusão.

Cancel

Progress bar: 100% complete



Lixeira

Google Chrome

Norton Security Scan

exe-1.04.0

Mozilla Firefox

Wink

K&P
Klik & Play

Meu computador

Macromedia Dreamweaver ...

Microsoft Word


Nero StartSmart Essentials

Lixeira

IHMC CmapTools v5.03

Install Complete

- Introduction
- License Agreement
- Installation Type
- Choose Install Folder
- Choose Shortcut Folder
- Configuration
- Pre-Installation Summary
- Installing...
- Install Complete

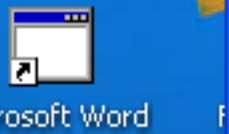

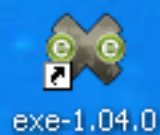


CmapTools
knowledge modeling kit

InstallAnywhere by Macrovision


Cancel Previous Next

Clique em "Next" para prosseguir.



IHMC CmapTools v5.03

- Introduction
- License Agreement
- Installation Type
- Choose Install Folder
- Choose Shortcut Folder
- Configuration
- Pre-Installation Summary
- Installing...
- Install Complete



InstallAnywhere by Macrovision

Cancel

Previous Done

Fim da demonstração. Para voltar ao início, clique no botão abaixo.

▶

O processo de instalação foi completado com sucesso. Para concluir, clique em "Done".

◀

Congratulations! IHMC CmapTools installed to:

C:\Arquivos de programas\IHMC CmapTools

Press "Done" to quit the installer.

