



Vamos agora criar tiras utilizando a ferramenta Meme Maker.



CRIE SEU MEME

HO ME MAIS CURTIDOS MAIS RECENTES

Aquele momento em que eu faço você ler um post que não diz simplesmente nada

lendo Cinho Filho 25/07/2013 08:47:39 [Like] [Comment] 11 1 [Curtir] 11 m [Tweet] 0


Gostou?

MEME MAKER
keepcooler

BETA
2.0



Primeiramente, escolha um layout conforme a tira que deseja criar.



Escolha uma tirinha para começar.




MEME MAKER
keepcooler

BETA
2.0



Clique no layout escolhido para aplicá-lo.

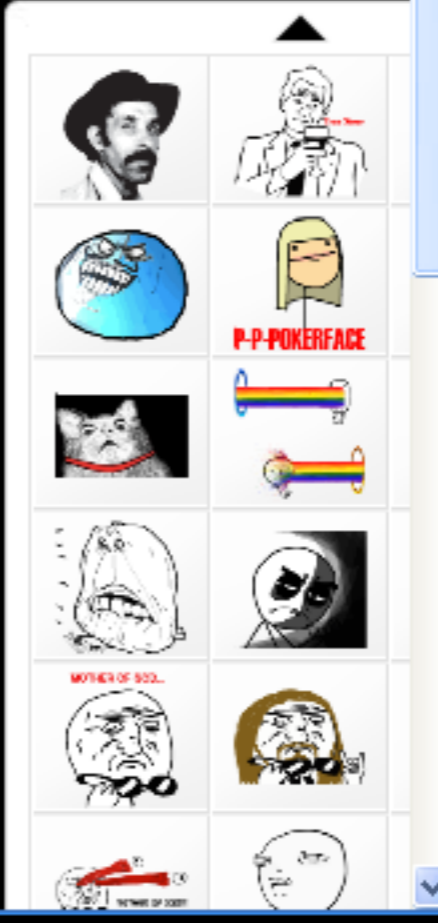


Escolha uma tirinha para começar.





Pode-se iniciar a tira pelo título ou pela inserção de figuras.




MEME MAKER
keepcooler

BETA
2.0



Clique em uma das
figuras do quadro ao
lado.



REMOVER OBJETO

INVERTER OBJETO




MEME MAKER
keepcooler

BETA
2.0



Clique em cima da figura escolhida e arraste.



INVERTER OBJETO


AJUSTE O TAMANHO



MEME
MAKER
keepcooler

BETA
2.0

MAIS FERRAMENTAS
MAIS RÁPIDO
MUITO MAIS MEMES



INVERTER OBJETO

AJUSTE O TAMANHO
ROTAÇÃO DO OBJETO





REMOVER OBJETO

INVERTER OBJETO


AJUSTE O TAMANHO

ROTAÇÃO DO OBJETO

Para escolher outra figura clique nesta seta.

← →






REMOVER OBJETO

INVERTER OBJETO


AJUSTE O TAMANHO
ROTAÇÃO DO OBJETO



Clique na figura escolhida.



MAIS RÁPIDO
MUITO MAIS MEMES




INVERTER OBJETO

AJUSTE O TAMANHO
ROTAÇÃO DO OBJETO



Para inserir o balão arraste-o até o local desejado.

> FINALIZAR




REMOVER OBJETO

INVERTER OBJETO


AJUSTE O TAMANHO
ROTAÇÃO DO OBJETO



Pode-se aumentar ou diminuir uma figura.

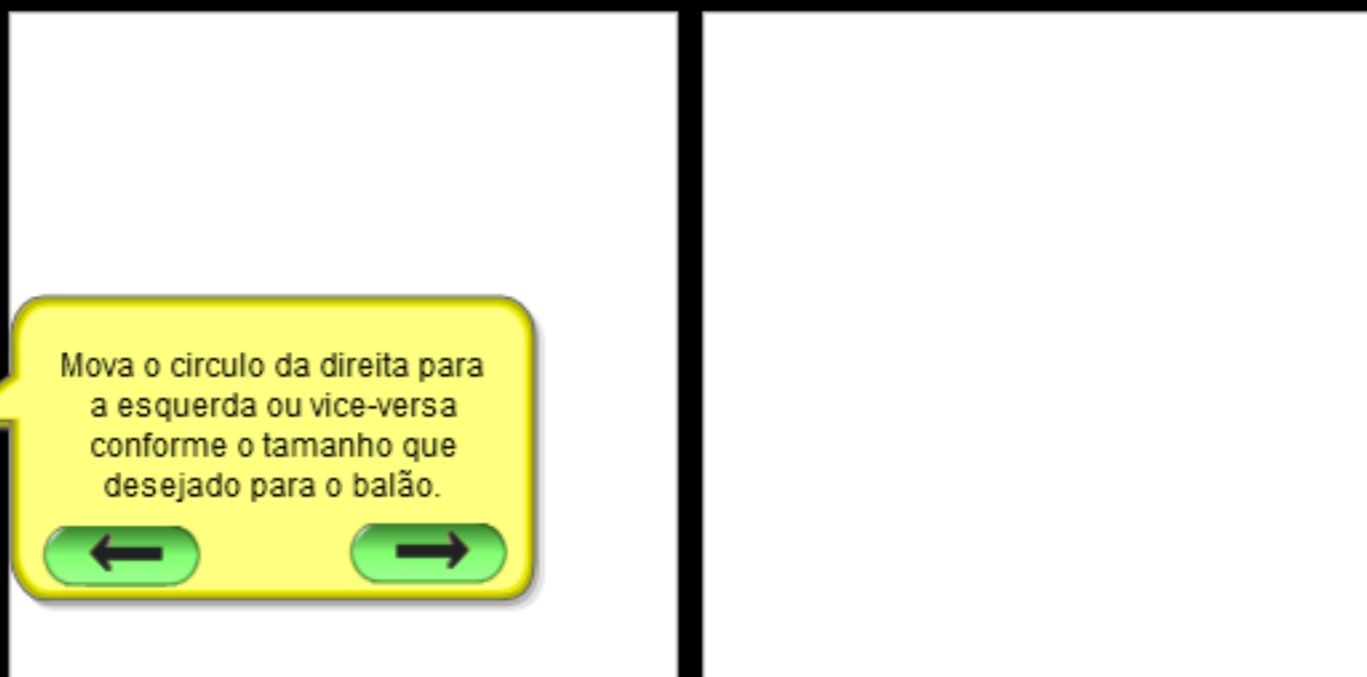



> FINALIZAR




REMOVER OBJETO
INVERTER OBJETO

AJUSTE O TAMANHO
ROTAÇÃO DO OBJETO

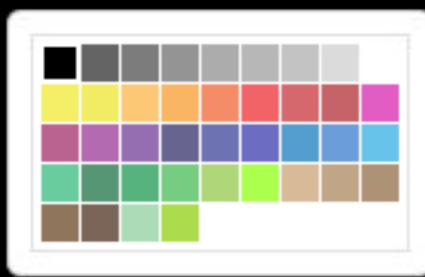



Mova o circulo da direita para a esquerda ou vice-versa conforme o tamanho que desejado para o balão.




> FINALIZAR



MAIS RÁPIDO
MUITO MAIS MEMES






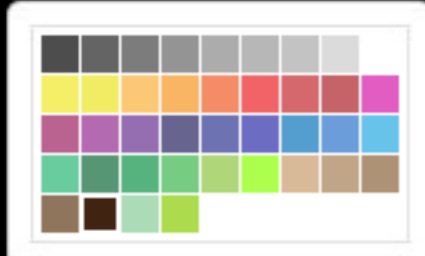

Para inserir um texto clique aqui.




> FINALIZAR





> FINALIZAR




> FINALIZAR




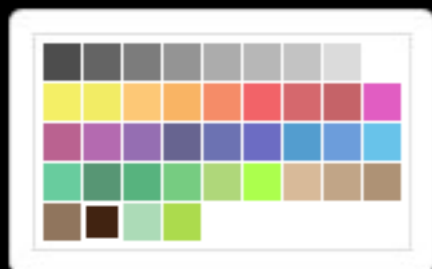
REMOVER OBJETO




> FINALIZAR




REMOVER OBJETO



Para escrever delete a palavra.




> FINALIZAR




REMOVER OBJETO



O texto digitado pode não ficar devidamente alinhado ao balão no qual deverá estar contido. Para corrigir este problema, clique no mesmo e segure o cursor.




> FINALIZAR




REMOVER OBJETO



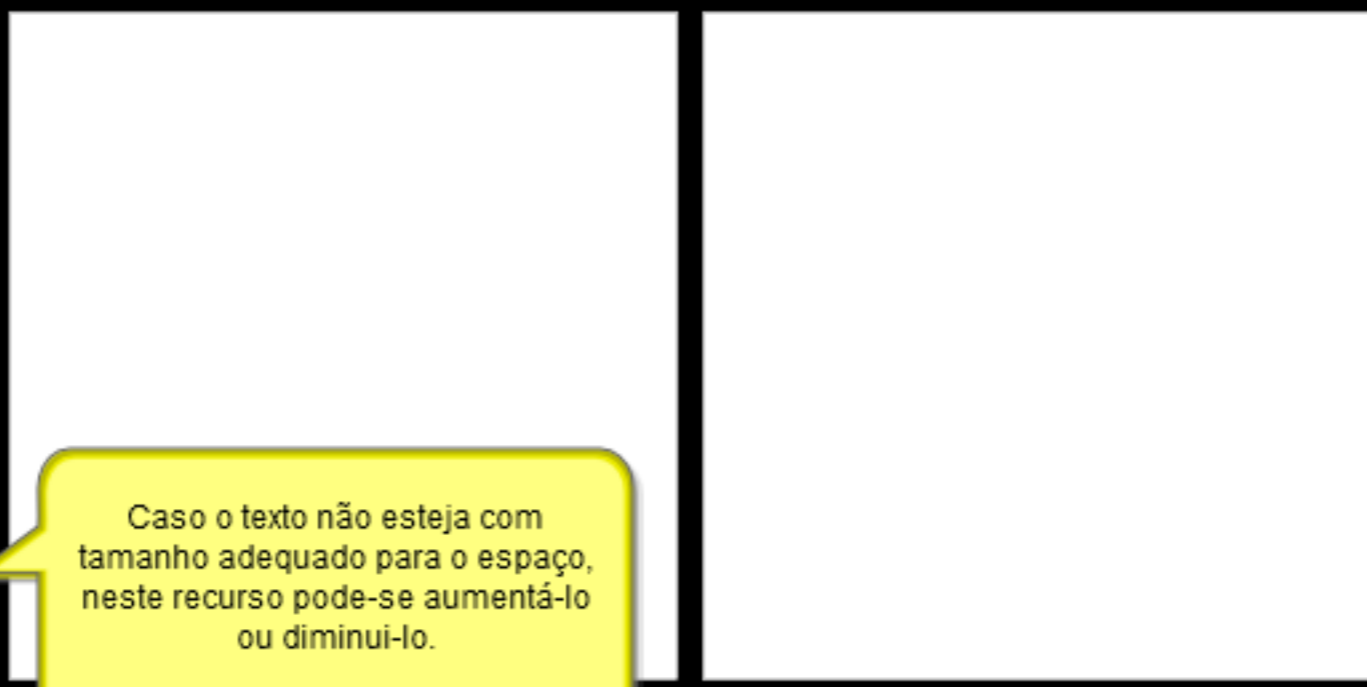
Arraste o texto até o local desejado.



> FINALIZAR




REMOVER OBJETO




Caso o texto não esteja com tamanho adequado para o espaço, neste recurso pode-se aumentá-lo ou diminuí-lo.



> FINALIZAR






REMOVER OBJETO
INVERTER OBJETO


AJUSTAR O TAMANHO

Uma figura pode ter sua direção alterada utilizando o recurso Inverter Objeto.



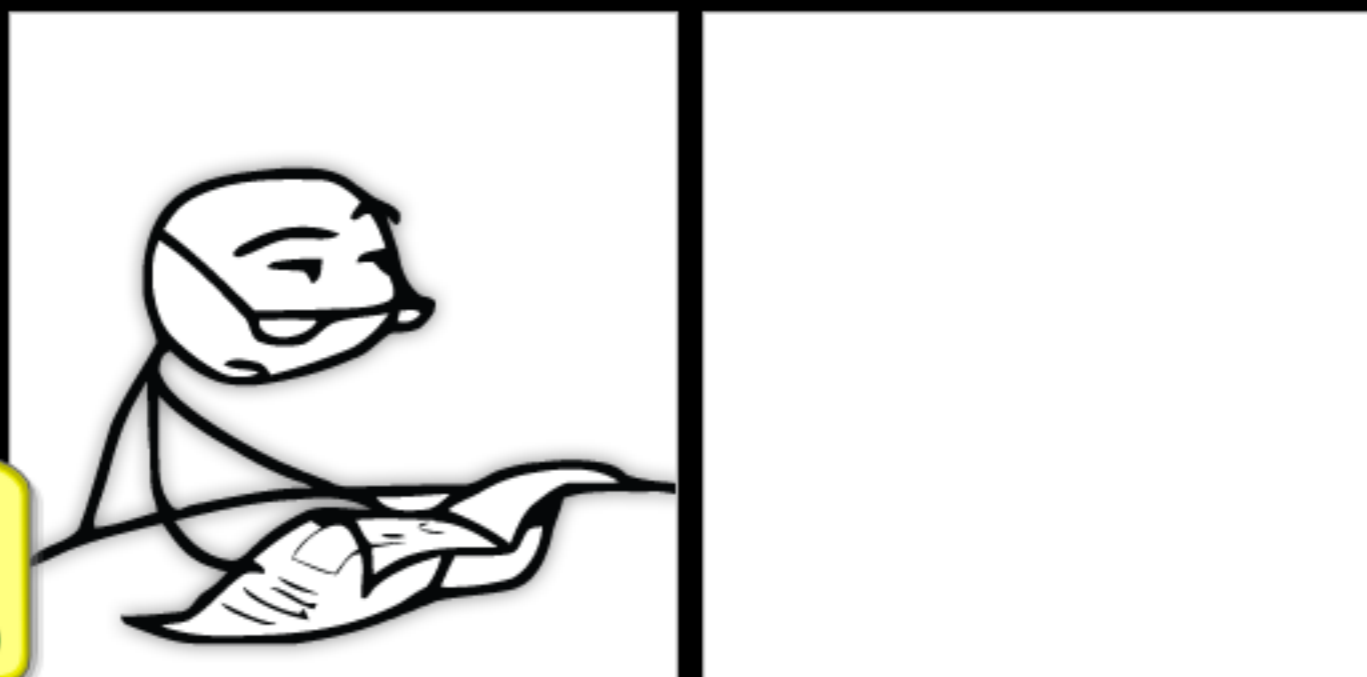
> FINALIZAR







REMOVER OBJETO
INVERTER OBJETO

AJUSTAR O TAMANHO
Ao clicar inverte-se o objeto.



> FINALIZAR

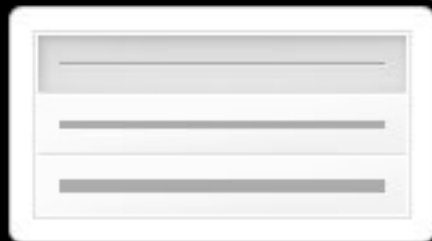
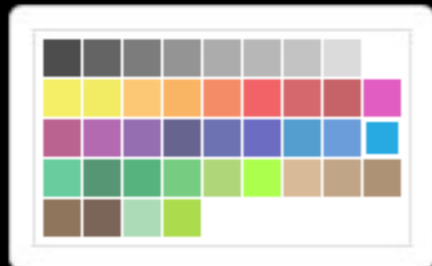





Para criar um efeito clique na ferramenta spray.



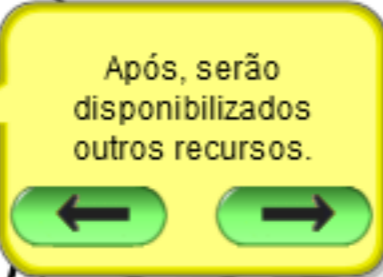
> FINALIZAR




Gaúcho bom,
gaúcho macho
não treme por nada!



Uma frente fria está
sobre a região sul e
está noite fará -1°C...






Após, serão
disponibilizados
outros recursos.



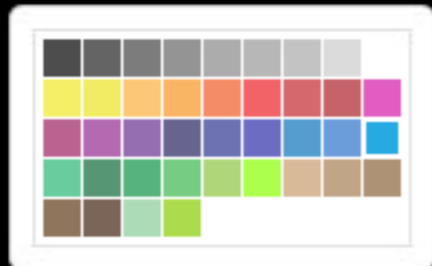



Clique na cor desejada.

← →



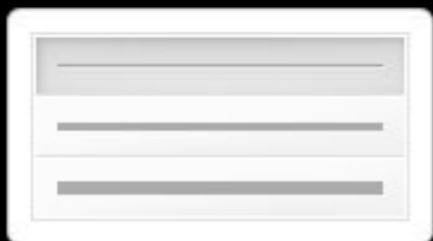
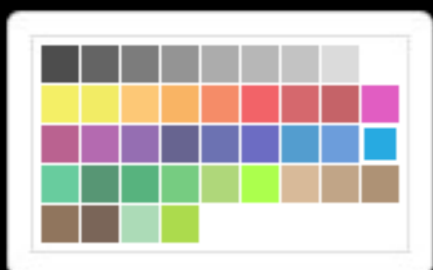


> FINALIZAR



Clique na espessura do jato.



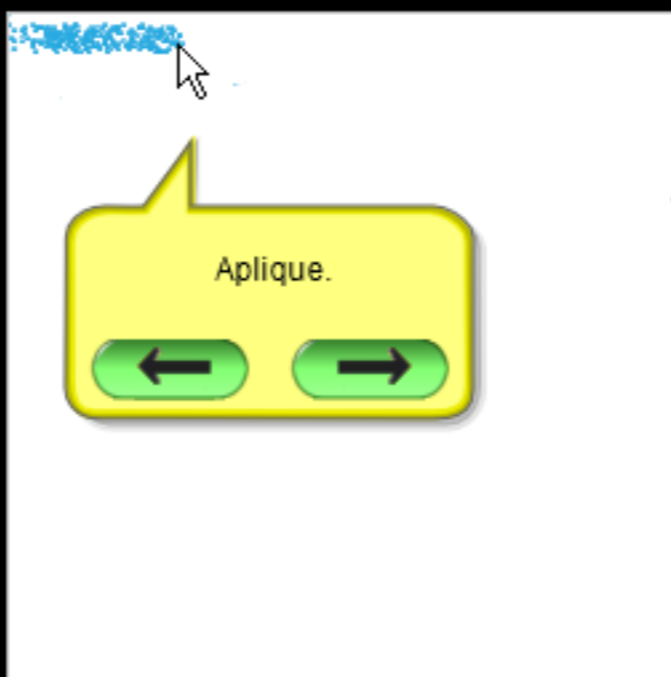
> FINALIZAR




Gaúcho bom,
gaúcho macho
não treme por nada!



Uma frente fria está
sobre a região sul e
está noite fará -1°C...



> FINALIZAR



FEEL LIKE A NINJA



SO hardcore

BAD POKER FACE


FEEL LIKE A SUPERHERO

GENTLEMEN



NOT SURE IF MAD




Caso necessite apagar clique na ferramenta borracha.



> FINALIZAR





REMOVER OBJETO




Gaúcho bom,
gaúcho macho
não treme por nada!



Uma frente fria está
sobre a região sul e
está noite fará -1°C...



Urg! Sinto como se tudo
estivesse congelando
a minha volta, não consigo
parar de tremer!



Para salvar a tira criada, clique em finalizar.

> FINALIZAR

Insira um título para o seu meme:

Aparecerá uma outra janela solicitando que se insira um título.

> SALVAR


Uma frente fria está sobre a região sul e está noite fará -1°C...



Urg! Sinto como se tudo estivesse congelando a minha volta, não consigo parar de tremer!



> FINALIZAR



Tools panel including grid patterns, drawing tools (pen, eraser, shapes), text tool (T), and color palette.

REMOVER OBJETO

- T +

Insira um título para o seu meme:

Gaúcho



Após inserido o título
clique em salvar

SALVAR


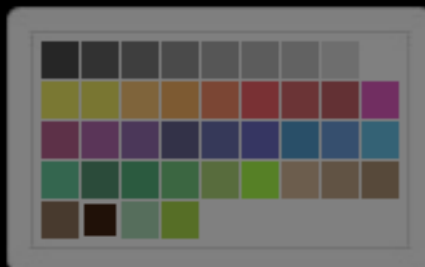
Uma frente fria está
sobre a região sul e
está noite fará -1°C...

Urg! Sinto como se tudo
estivesse congelando
a minha volta, não consigo
parar de tremer!

FINALIZAR



REMOVER OBJETO



MEME
MAKER
keepcooler

BETA
2.0



HOME

MAIS CURTIDOS

MAIS RECENTES

CRIE SEU MEME

Observe o resultado obtido.
Fim da demonstração!



Gaúcho bom,
gaúcho macho
não treme por nada!

Gaúcho

Patricia Guterer

25/07/2013 17:26:48

