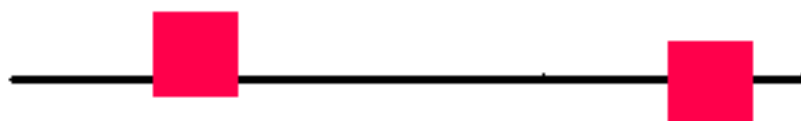




4



Neste tutorial veremos como inserir e posicionar os 6 buracos que funcionarão como ímã para prender as bolas numeradas nas retas do triângulo.



Ir Para

ÚTIL

Nível 1

Iniciar



Klik &amp; Play - Editor de ...

PT



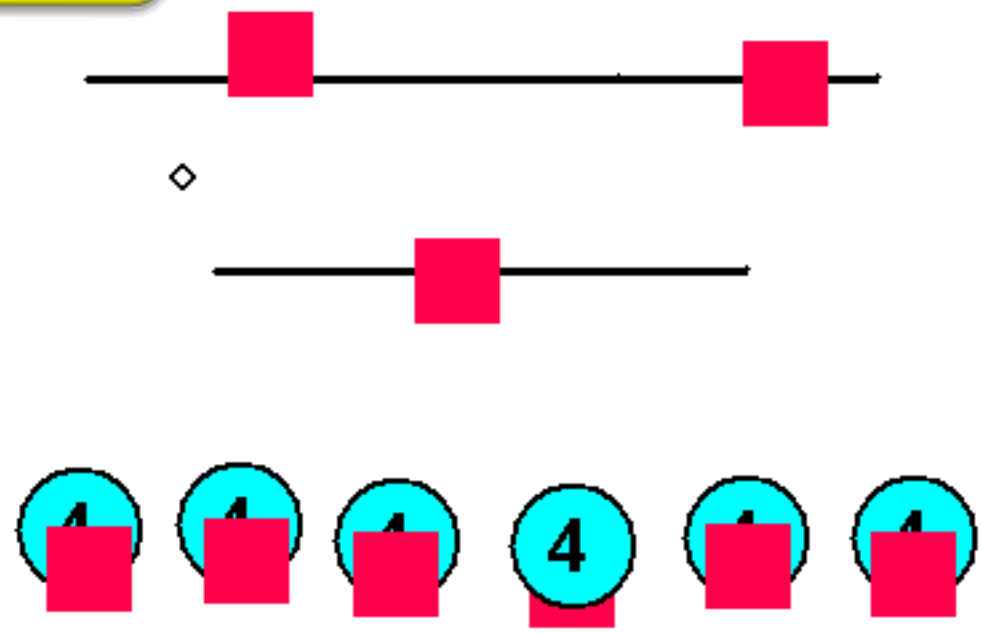
09:44

4 buraco



Primeiro adicionaremos mais 5 exemplares do objeto buraco da biblioteca.

← →



Ir Para  
ÚTIL

Toolbar with icons for character, level (4), diamond, and a row of 10 red squares. Navigation arrows are on the right.

Vertical toolbar with icons for film strip, clapperboard, fan, house, camera, key, smiley, bug, and flower. Buttons for 'Ir Para' and 'ÚTIL' are at the bottom.

Main game area showing a puzzle with two horizontal lines, a mouse cursor, a yellow instruction box, and a row of six red squares with numbers 4.

Continue acrescentando até totalizar 6 buracos na tela do jogo.

4 [Red Square] [Red Square] [Red Square] [Red Square] [Red Square] [Red Square] [Red Square] [Red Square] [Red Square]

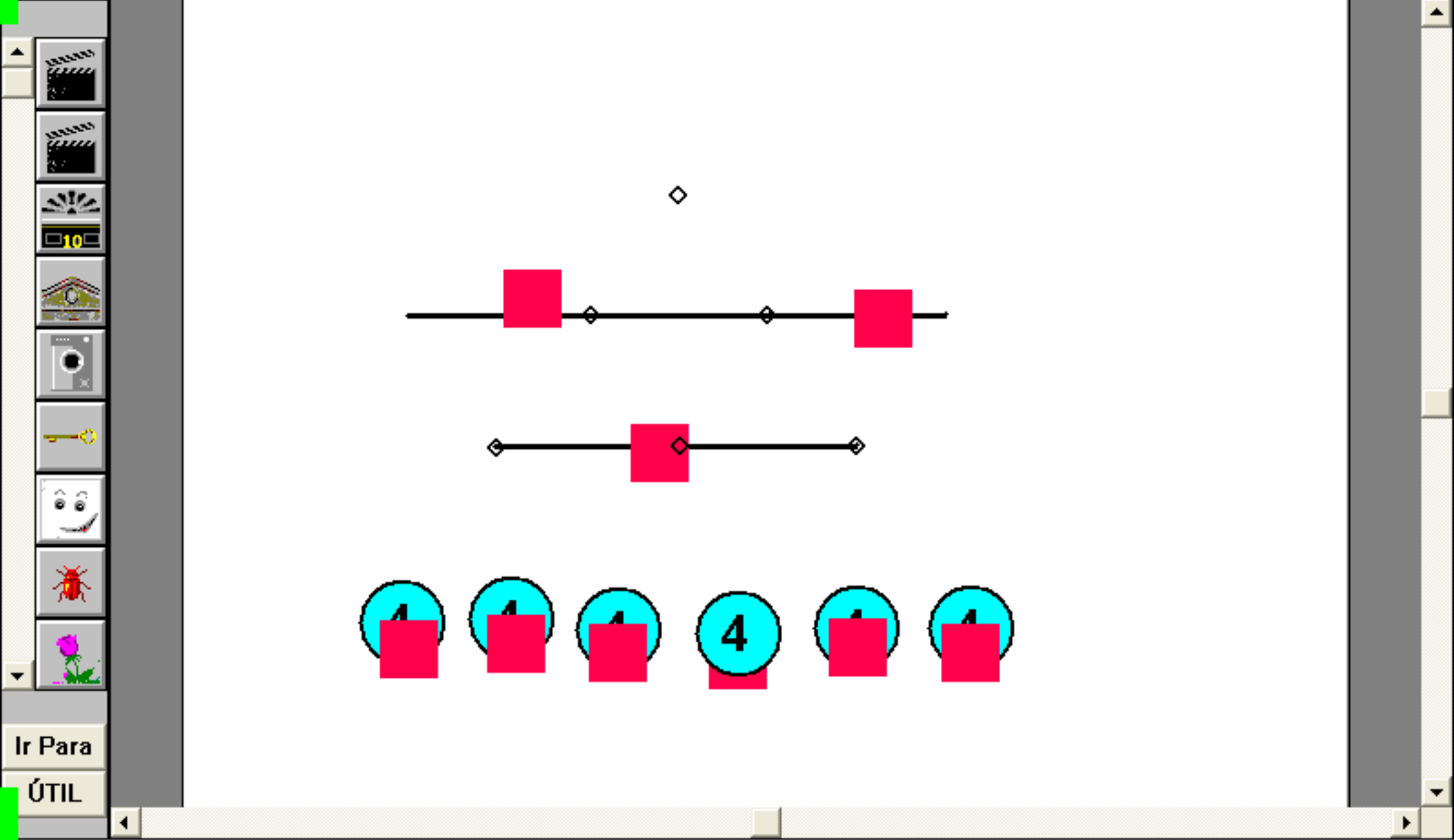
Agora temos 6 exemplares no total, posicione-os de modo que formem um triângulo



Ir Para  
ÚTIL

Toolbar with icons for undo, redo, and a row of 10 red square objects. A blue circle with the number 4 is also present.

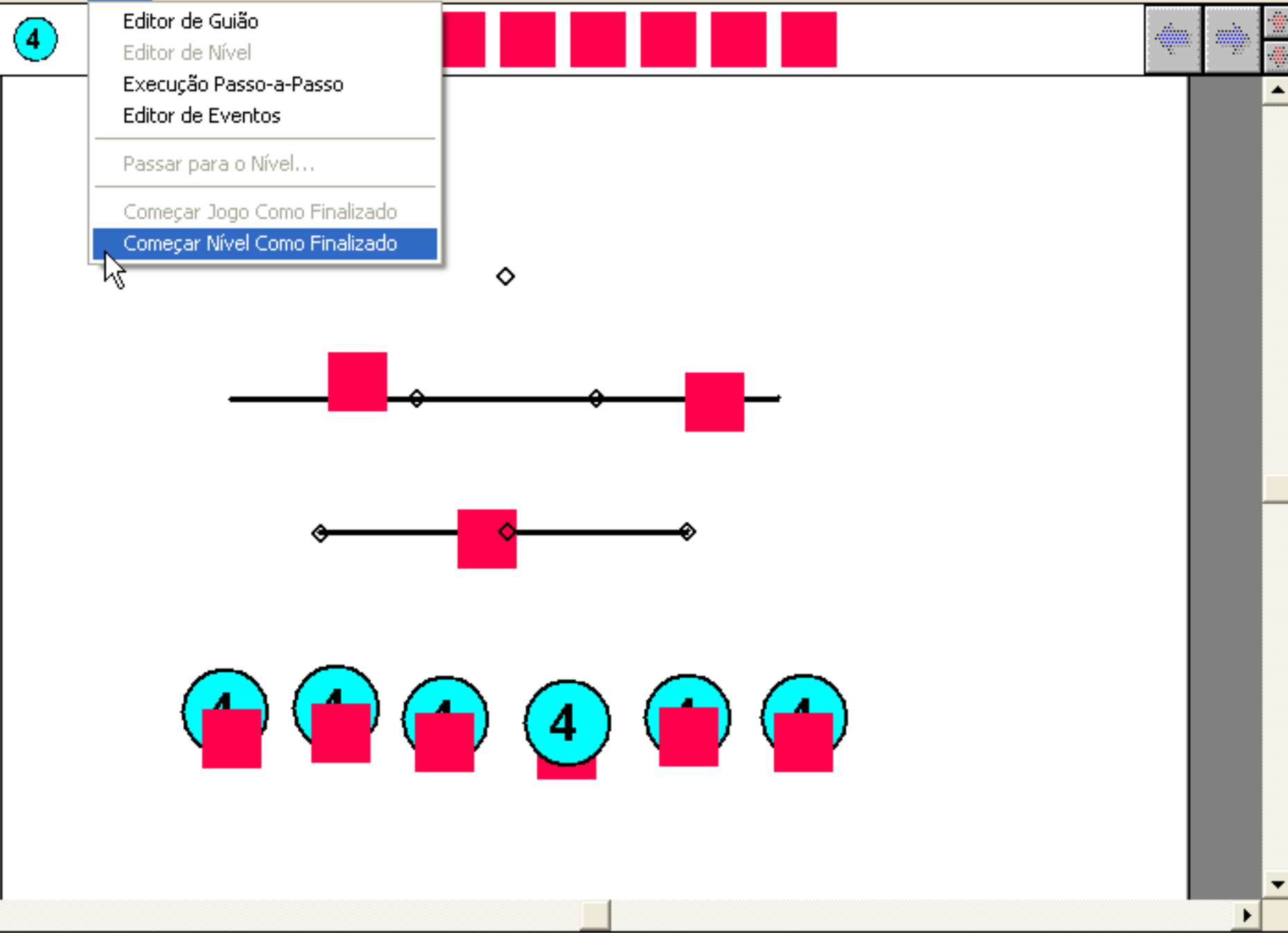
Main workspace area containing a level editor interface. It features a vertical toolbar on the left with icons for various objects like a clapperboard, a fan, a house, a camera, a key, a smiley face, a bug, and a flower. The workspace contains two horizontal lines with red squares and diamond markers. A yellow dialog box is centered on the screen with the text: "Agora vamos testar o jogo para verificar se os buracos ficaram sobre as retas." Below the text are left and right arrow buttons. The workspace also shows a mouse cursor and two red squares with blue circles containing the number 4.



4

- Editor de Guião
- Editor de Nivel
- Execução Passo-a-Passo
- Editor de Eventos
- Passar para o Nivel...
- Começar Jogo Como Finalizado
- Começar Nivel Como Finalizado**

Ir Para  
ÚTIL





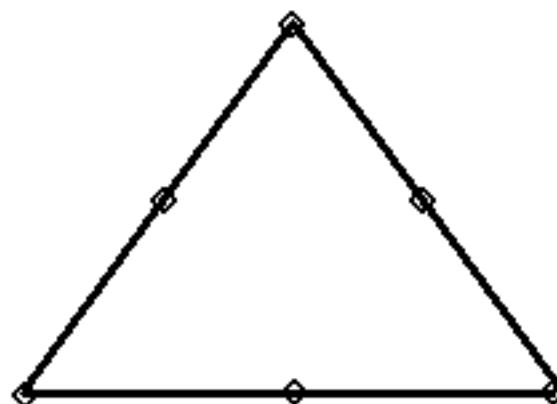
Lixeira



install\_flash\_play...

Sem nome

Jogo Opções Ajuda



Pronto! Temos o nosso triângulo com 6 buracos sobre as suas retas.



Iniciar



Sem nome

PT



09:43